

Motif



With wide shoulders tapering to surrounding comfort, Motif's sophistication is expressed with a swept back design and graceful inviting arms. Choose from V-stitch, Channel Stitch or Plain back styles. This collection features a swivel model and for more ergonomic support specify the posture model with synchronous 2:1 movement, a -4° forward tilt with lock and 4" back height adjustment. Designed by David R. Gutzell for JSI.

SWIVEL SEATING ON PAGE 33

Finish Options

Cherry

- CC Classic Cherry
- VC Vintage Cherry
- NC Natural Cherry
- LC Light Cherry
- EC Ember Cherry

Mahogany

- MM Medium Mahogany
 - WM Windsor Mahogany
- ##### Maple
- NM Natural Maple
 - CM Caramel Maple

Walnut







- TW Traditional Walnut
- RW Royal Walnut
- DW Dark Walnut
- VW Vintage Walnut

Specifications

- Wood Species: kiln dried Maple
- Seat has 4" polyurethane padding.
- Back has sheet webbing, 1 1/4" polyurethane padding and Dacron®.
- Constructed with spiral grooved solid wood dowels, glue and screws.

To order, specify:

1. Model number
2. Finish
3. Fabric pattern name and color

Model	Description	Dimensions	List Price																
MO4081P 	Guest Chair • plain back • metal glides	width 29 1/2 depth 29 height 39 seat width 19 1/2 seat depth 20 seat height 19 arm height 26 1/2 COM yardage 4 COL (sq. ft.) 88 ctn. weight 28 lbs. cubic feet 12	<table border="1"> <thead> <tr> <th>B/COM</th> <th>C</th> <th>D/COL</th> <th>E</th> <th>F</th> <th>G</th> <th>L</th> <th>M</th> </tr> </thead> <tbody> <tr> <td>\$1183</td> <td>1240</td> <td>1328</td> <td>1443</td> <td>1570</td> <td>1708</td> <td>1882</td> <td>2054</td> </tr> </tbody> </table>  Available on GSA contract	B/COM	C	D/COL	E	F	G	L	M	\$1183	1240	1328	1443	1570	1708	1882	2054
B/COM	C	D/COL	E	F	G	L	M												
\$1183	1240	1328	1443	1570	1708	1882	2054												
VN5081 	Guest Chair • "V" stitch • metal glides	width 29 1/2 depth 29 height 39 seat width 19 1/2 seat depth 20 seat height 19 arm height 26 1/2 COM yardage 4 COL (sq. ft.) 88 ctn. weight 28 lbs. cubic feet 12	<table border="1"> <thead> <tr> <th>B/COM</th> <th>C</th> <th>D/COL</th> <th>E</th> <th>F</th> <th>G</th> <th>L</th> <th>M</th> </tr> </thead> <tbody> <tr> <td>\$1218</td> <td>1276</td> <td>1362</td> <td>1478</td> <td>1605</td> <td>1744</td> <td>1917</td> <td>2090</td> </tr> </tbody> </table>  Available on GSA contract	B/COM	C	D/COL	E	F	G	L	M	\$1218	1276	1362	1478	1605	1744	1917	2090
B/COM	C	D/COL	E	F	G	L	M												
\$1218	1276	1362	1478	1605	1744	1917	2090												
MO4081S 	Guest Chair • channel stitch • metal glides	width 29 1/2 depth 29 height 39 seat width 19 1/2 seat depth 20 seat height 19 arm height 26 1/2 COM yardage 4 COL (sq. ft.) 88 ctn. weight 28 lbs. cubic feet 12	<table border="1"> <thead> <tr> <th>B/COM</th> <th>C</th> <th>D/COL</th> <th>E</th> <th>F</th> <th>G</th> <th>L</th> <th>M</th> </tr> </thead> <tbody> <tr> <td>\$1239</td> <td>1296</td> <td>1384</td> <td>1499</td> <td>1626</td> <td>1764</td> <td>1938</td> <td>2111</td> </tr> </tbody> </table>  Available on GSA contract	B/COM	C	D/COL	E	F	G	L	M	\$1239	1296	1384	1499	1626	1764	1938	2111
B/COM	C	D/COL	E	F	G	L	M												
\$1239	1296	1384	1499	1626	1764	1938	2111												