

# Lancelot Conference

**Options**

- Pull color options: Black (BL), Old English Brass (BR) or Silver (SV).
- Power and data options, see page 330-332
- Product Options, see pages 329
- Flat screen support mount color (B) Black or (S) Silver

**Chassis Finish Options**

NCC	Natural Cherry	LCC	Light Cherry
ECC	Ember Cherry	CCC	Classic Cherry
VCC	Vintage Cherry	MMC	Medium Mahogany

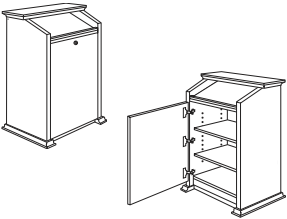
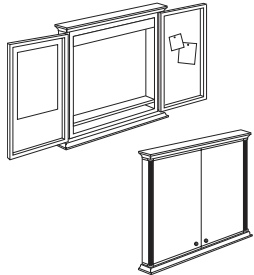
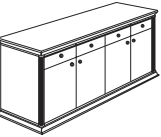
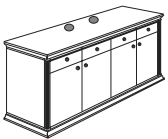
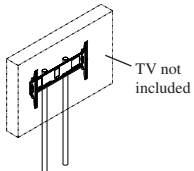
**Column Finish Options**

EB	Ebony	SL	Silver
NCC	Natural Cherry	LCC	Light Cherry
ECC	Ember Cherry	CCC	Classic Cherry
VCC	Vintage Cherry	MMC	Medium Mahogany

**To order, specify:**

1. Model Number
2. Chassis Finish
3. Column Finish
4. Pull Color: Black (BL), Old English (BR) or Silver (SV)
5. Flat Screen Support Color (B) Black or (S) Silver

**Specifications - See Page 204**

Model	Description	Dimensions	List Price
<b>LN2723LEC</b> 	Conference Lectern • two adjustable shelves • not available with reeded columns • four concealed, non-locking casters • non-locking	depth 23 width 27 height 48 ctn. weight 250	<b>\$ 2,326</b>
<b>LN4848VB</b> 	Visual Board • paper pad on left side • marker board in center • corkboard on right side • two markers and eraser included • available with optional pull down projection screen, specify and add \$502 list • non-locking	depth 3 1/2 width 48 height 48 ctn. weight 125 cubic feet 8	<b>\$ 3,242</b>
<b>LN2472BSC</b> 	Buffet Credenza • four door credenza • four non-locking, box drawers above doors • non-locking doors and drawers • adjustable shelf in storage cabinet	depth 24 width 72 height 36 ctn. weight 380 cubic feet 43	<b>\$ 5,281</b>
<b>LN2472BSC T</b> 	Buffet Credenza - Flat Screen Support • four door credenza • four non-locking, box drawers above doors • non-locking doors and drawers • adjustable shelf in storage cabinet • flat screen mounting grommets in top • back panel includes cord exit grommets	depth 24 width 72 height 36 ctn. weight 380 cubic feet 43	<b>\$ 5,593</b>
<b>FSTV</b> 	Flat Screen-Mounting Frame • round 2" tube frame with cable management to inside of credenza • mounting bracket for TV provided (see page 329) • available in black (B) and silver (S)	depth 2 width 14 height 55 ctn. weight 35 cubic feet 4	<b>\$ 1,032</b>

# Lancelot Table

## Tops

**To order, specify:**

1. Model Number
2. Column Finish

**Options**



- Power and data options, see page 330-332
- Product Options, see pages 329

**Specifications - See Page 204**
**Chassis Finish Options**

NCC	Natural Cherry	LCC	Light Cherry
ECC	Ember Cherry	CCC	Classic Cherry
VCC	Vintage Cherry	MMC	Medium Mahogany

**Column Finish Options**

EB	Ebony	SL	Silver
NCC	Natural Cherry	LCC	Light Cherry
ECC	Ember Cherry	CCC	Classic Cherry
VCC	Vintage Cherry	MMC	Medium Mahogany

Description	Model Number	Dimensions	Seat Capacity	Top Pieces	Bases Required	Ct. Wt	Cubic Ft	List Price
Rectangular Tops 	LN54264TT	54W x 264L	22	3	4	715	52	\$ 12,419
	LN54240TT	54W x 240L	20	3	4	625	48	\$ 11,292
	LN54216TT	54W x 216L	18	3	4	595	43	\$ 10,162
	LN54192TT	54W x 192L	16	2	3	535	38	\$ 9,034
	LN48264TT	48W x 264L	22	3	4	685	47	\$ 11,040
	LN48240TT	48W x 240L	20	3	4	625	43	\$ 10,036
	LN48216TT	48W x 216L	18	3	4	565	38	\$ 9,034
	LN48192TT	48W x 192L	16	2	3	505	34	\$ 8,029
	LN48168TT	48W x 168L	14	2	3	445	30	\$ 7,026
	LN48144TT	48W x 144L	12	2	3	385	28	\$ 6,022
	LN48120TT*	48W x 120L	8	2	2	325	22	\$ 5,018
	LN42120TT*	42W x 120L	8	2	2	295	19	\$ 4,392
	LN42108TT	42W x 108L	8	2	2	265	17	\$ 3,952
	LN4296TT	42W x 96L	8	1	2	255	15	\$ 3,056
	LN3672TT	36W x 72L	6	1	2	145	10	\$ 1,800
Racetrack Tops 	LN54264RT	54W x 264L	22	3	4	705	52	\$ 14,679
	LN54240RT	54W x 240L	20	3	4	645	48	\$ 13,345
	LN54216RT	54W x 216L	18	3	4	585	43	\$ 12,010
	LN54192RT	54W x 192L	16	2	3	525	38	\$ 10,675
	LN48264RT	48W x 264L	22	3	4	675	47	\$ 13,048
	LN48240RT	48W x 240L	20	3	4	615	43	\$ 11,862
	LN48216RT	48W x 216L	18	3	4	555	38	\$ 10,675
	LN48192RT	48W x 192L	16	2	3	495	34	\$ 9,488
	LN48168RT	48W x 168L	14	2	3	435	30	\$ 8,304
	LN48144RT	48W x 144L	12	2	3	375	28	\$ 7,118
	LN48120RT*	48W x 120L	8	2	2	315	22	\$ 5,932
	LN42120RT*	42W x 120L	8	2	2	285	19	\$ 5,190
	LN42108RT	42W x 108L	8	2	2	255	17	\$ 4,671
	LN4296RT	42W x 96L	8	1	2	235	15	\$ 4,151
	LN3672RT	36W x 72L	6	1	2	145	10	\$ 2,670

\* Note: LN48120 and LN42120 require (3) panel bases.

\* Note: LN48120 and LN42120 require (3) panel bases.

# Lancelot Table Tops

## Options

- Power and data options, see page 330-332
- Product Options, see pages 329

## Chassis Finish Options

NCC	Natural Cherry	LCC	Light Cherry
ECC	Ember Cherry	CCC	Classic Cherry
VCC	Vintage Cherry	MMC	Medium Mahogany



## Column Finish Options

EB	Ebony	SL	Silver
NCC	Natural Cherry	LCC	Light Cherry
ECC	Ember Cherry	CCC	Classic Cherry
VCC	Vintage Cherry	MMC	Medium Mahogany

## Specifications - See Page 204

### To order, specify:

1. Model Number
2. Column Finish

Description	Model Number	Dimensions	Seat Capacity	Top Pieces	Bases Required	Ct. Wt.	Cubic Ft.	List Price
Boat Shape Tops  <i>Boat shape top end dimension is 6" less than center dimension</i>	LN54264BT	54W x 264L	22	3	4	705	52	\$ 14,679
	LN54240BT	54W x 240L	20	3	4	645	48	\$ 13,345
	LN54216BT	54W x 216L	18	3	4	585	43	\$ 12,010
	LN54192BT	54W x 192L	16	2	3	525	38	\$ 10,675
	LN48264BT	48W x 264L	22	3	4	675	47	\$ 13,048
	LN48240BT	48W x 240L	20	3	4	615	43	\$ 11,862
	LN48216BT	48W x 216L	18	3	4	555	38	\$ 10,675
	LN48192BT	48W x 192L	16	2	3	495	34	\$ 9,488
	LN48168BT	48W x 168L	14	2	3	435	30	\$ 8,304
	LN48144BT	48W x 144L	12	2	3	375	28	\$ 7,118
	LN48120BT*	48W x 120L	8	2	2	515	22	\$ 5,932
	LN42120BT*	42W x 120L	8	2	2	285	19	\$ 5,190
	LN42108BT	42W x 108L	8	2	2	255	17	\$ 4,671
	LN4296BT	42W x 96L	8	1	2	225	15	\$ 4,151
LN3672BT	36W x 72L	6	1	2	135	10	\$ 2,670	
Round Tops 	LN60TT	60" Diameter	6	1	1	175	14	\$ 4,361
	LN54TT	54" Diameter	6	1	1	155	11	\$ 3,271
	LN48TT	48" Diameter	4	1	1	135	9	\$ 2,181
	LN42TT	42" Diameter	4	1	1	115	7	\$ 2,083
	LN36TT	36" Diameter	4	1	1	85	6	\$ 1,969

\* Note: LN48120 and LN42120 require (3) panel bases

# Lancelot Table Bases

## Options

- Product Options, see pages 329

## Chassis Finish Options

NCC	Natural Cherry	LCC	Light Cherry
ECC	Ember Cherry	CCC	Classic Cherry
VCC	Vintage Cherry	MMC	Medium Mahogany



## Column Finish Options

EB	Ebony	SL	Silver
NCC	Natural Cherry	LCC	Light Cherry
ECC	Ember Cherry	CCC	Classic Cherry
VCC	Vintage Cherry	MMC	Medium Mahogany

Specifications - See Page 204

## To order, specify:

1. Model Number
2. Column Finish

Description	Model Number	Dimensions		Top Capacity Width	Ct. Wt.	Cubic Ft.	List Price
<b>Panel Base</b> 	LN3028PB	30" Wide		54"	67	5	\$ 1,329
	LN2428PB	24" Wide		36",42" and 48"	55	5	\$ 1,304
<b>Square Base</b> 	LN24SB	24" Square		54",60"	75	12	\$ 1,329
	LN24SBA	24" Square	with access panel	54",60"	75	12	\$ 1,599
	LN18SB	18" Square		42",48"	55	9	\$ 1,304
	LN18SBA	18" Square	with access panel	42",48"	55	9	\$ 1,574

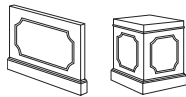
# Conference Collections Product Options

## Contemporary - Broadway, Shuffle, Swirve and Finale

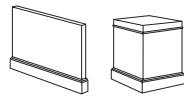
- Laminate Top: No additional charge
- Grommet: \$63 per grommet upcharge
- 90° Sheen: 15% upcharge
- Special Finish: \$236 upcharge
- Change Veneer Species: 40% upcharge (Oak, Walnut, Cherry or Maple) - *Oak not an option for Finale*

## Traditional - Lancelot, Gala and Brogan

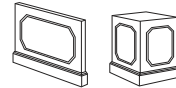
- Laminate Top: No additional charge
- Grommet: \$63 per grommet upcharge
- 90° Sheen: 15% upcharge
- Special Finish: \$236 upcharge
- Change Veneer Species: 40% upcharge (Walnut, Cherry or Maple)
- Antique Pewter Pulls: No additional upcharge (Gala and Brogan **ONLY**)
- Without Moulding: No additional upcharge (Gala and Brogan **ONLY**)



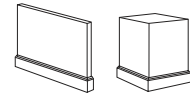
Gala With Moulding (standard)



Gala Without Moulding



Brogan With Moulding (standard)



Brogan Without Moulding

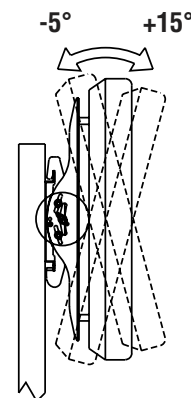
## Flat Screen Mount - Universal Bracket (standard with FSTV)

Peerless® ST650 universal tilting flat screen mount is supplied with the FSTV Flat Screen Mounting Frame.

- For use with 32" - 50" screens
- Maximum weight 175lbs. (79kg)
- Tilt 15° forward and -5° Backward angles
- Mounting pattern allows up to 6" of vertical adjustment

**NOTE:** To verify TV interface to universal bracket

1. Access website - [www.peerlessmounts.com](http://www.peerlessmounts.com)
2. Locate "Mount Finder™" on home page side navigation bar
3. Enter make and/or model of your flat screen
4. Verify model: ST650 is listed as available model





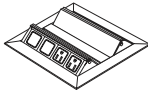
**Note:** Charleston conference selection is listed on pages 288

# Conference Power & Data Options

**To order, specify:**

1. Model Number
2. Unit Color: **(B)** Black or **(S)** Silver
3. Specify Location (see page 331)

**NOTE: POWER AND DATA UNITS SHOULD NOT BE INSTALLED CROSSING THE SEAM OF A MULTI PIECE TOP**

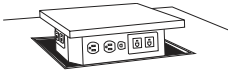
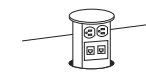
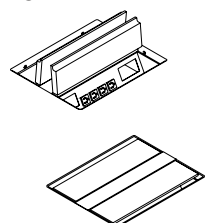
Model	Description	Dimensions	List Price
<b>EC10</b> 	Mini-Single Grommet Power and Data Tilt Up <ul style="list-style-type: none"> <li>• fluid one touch tilt up access</li> <li>• one power receptical - 120 volt; 15 amp with one voice/data port adapter to accept most jack manufacturers</li> <li>• 72" power cord with molded plug</li> <li>• drop in field installation required</li> <li>• cut out provided in top at specified location (see page 331)</li> <li>• <b>UL LISTED COMPONENT</b></li> </ul>	depth 4 1/4 width 5 1/2 ctn. weight 6	<b>\$ 484</b>
<b>EC11</b> 	Mini-Single Power Tilt Up <ul style="list-style-type: none"> <li>• fluid one touch tilt up access</li> <li>• two power recepticals - 120 volt; 15 amp</li> <li>• 72" power cord with molded plug</li> <li>• drop in field installation required</li> <li>• cut out provided in top at specified location (see page 331)</li> <li>• <b>UL LISTED COMPONENT</b></li> </ul>	depth 4 1/4 width 5 1/2 ctn. weight 6	<b>\$ 508</b>
<b>EC13</b> 	Dual Power and Data Tilt Up <ul style="list-style-type: none"> <li>• fluid one touch tilt up access</li> <li>• back to back tilt sections</li> <li>• two power recepticals - 120 volt; 15 amp with two voice/data port adapters to accept most jack manufacturers in each section</li> <li>• two 72" power cord with molded plug</li> <li>• drop in field installation required</li> <li>• cut out provided in top at specified location (see page 331)</li> <li>• <b>UL Listed component</b></li> </ul>	depth 8 width 8 3/8 ctn. weight 16	<b>\$ 1,027</b>

# Conference Power & Data Options

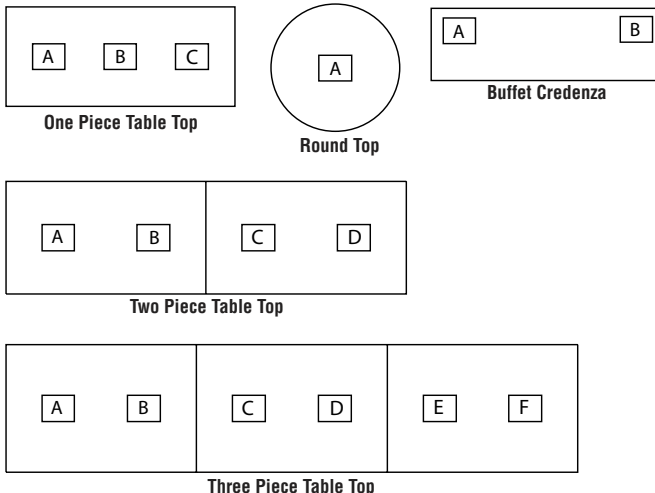
**To order, specify:**

1. Model Number
2. Unit Color: (B) Black or (S) Silver
3. Specify Location (see below)

**NOTE: POWER AND DATA UNITS SHOULD NOT BE INSTALLED CROSSING THE SEAM OF A MULTI PIECE TOP**

Model	Description	Dimensions	List Price
 <p><b>EC1</b></p>	<p>Quad Power and Data Pop Up</p> <ul style="list-style-type: none"> <li>• used on square top configuration</li> <li>• spring loaded - touch release pop up</li> <li>• two power recepticals - 120 volt; 15 amp and one telecom plate cut out <b>on each side</b></li> <li>• 72" power cord with molded plug</li> <li>• field installation required</li> <li>• cut out provided in top at specified location (see page below)</li> <li>• <b>must be located above 24" round or square base</b></li> <li>• black metal housing construction</li> <li>• brushed stainless steel trim available, specify and add \$517 list</li> <li>• <b>CSA Certified component</b></li> </ul>	<p>depth 11 5/8 width 11 5/8 ctn. weight 27</p>	<b>\$ 1,737</b>
 <p><b>EC2</b></p>	<p>Single Power and Data Pop Up</p> <ul style="list-style-type: none"> <li>• used on square or round top configuration</li> <li>• spring loaded - touch release pop up</li> <li>• two power recepticals - 120 volt; 15 amp and telecom plate cut out <b>on both sides</b></li> <li>• 72" power cord with molded plug</li> <li>• field installation required</li> <li>• cut out provided in top at specified location (see page below)</li> <li>• <b>must be located above 18", 20", 24" round base or 18" or 24" square base</b></li> <li>• black metal housing construction</li> <li>• brushed stainless steel trim available, specify and add \$414 list</li> <li>• <b>CSA Certified component</b></li> </ul>	<p>depth 11 5/8 width 11 5/8 ctn. weight 27</p>	<b>\$ 1,737</b>
 <p><b>EC14</b></p>	<p>Power and Data 14" Trough</p> <ul style="list-style-type: none"> <li>• two tilt up full width veneer doors</li> <li>• open slot for cord access while doors are closed</li> <li>• eight power recepticals - 120 volt; 15 amp with eight telecom plate cut outs</li> <li>• one 72" power cord with molded plug</li> <li>• drop in field installation required</li> <li>• table cut out provided in top at specified location (see page below)</li> <li>• black metal housing construction with black trim detail</li> <li>• silver trim detail available, specify - no upcharge</li> <li>• <b>CSA Certified component</b></li> </ul>	<p>depth 12 width 14 ctn. weight 16</p>	<b>\$ 1,958</b>

**Data plates for EC1, EC2, and EC14 provided with units**



• Verify fit of jack in adapter before ordering large quantities as manufacturer designs may change without notice

• **POWER AND DATA UNITS SHOULD NOT BE INSTALLED CROSSING THE SEAM OF A MULTI PIECE TOP**

• Specify location when ordering conference tops or buffet credenza

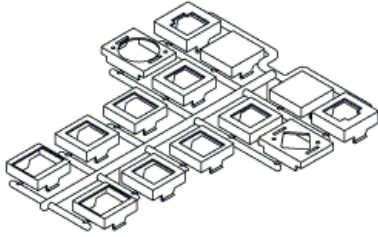
• Standard power and data units are indicated from the side of conference tops and user side of buffet credenza

# Data Adapter Applications

**NOTE: POWER AND DATA UNITS SHOULD NOT BE INSTALLED CROSSING THE SEAM OF A MULTI PIECE TOP**

Data adapter kits ship with each power and data unit.

Adapter plates are marked on the back with letter designators to indicate the data jack manufacturer, series and style. Websites are listed below for quick reference to verify data jack series or style.



**NOTE: Verify fit of data jack in adaptor before ordering large quantities as manufacturer designs may change without notice**

Adapter	Manufacturer	Website
AA	Uniprise / Systimax / Avaya	<a href="http://www.uniprisesolutions.com">www.uniprisesolutions.com</a>
BB	Tyco SL and 110 Coonect Series Modular Jacks	<a href="http://www.ampconnect.com">www.ampconnect.com</a>
BB	Siemon Keystone Style	<a href="http://www.siemon.com">www.siemon.com</a>
BB	Allen Tel Versa Tap Series	<a href="http://www.allentel.com">www.allentel.com</a>
BB	Leviton Quick Port ® Series	<a href="http://www.leviton.com">www.leviton.com</a>
BB	Nordx Keystone Style	<a href="http://www.nordx.com">www.nordx.com</a>
CC	Tyco SL Coupler Series	<a href="http://www.ampconnect.com">www.ampconnect.com</a>
CC	Krone 6000 Series	<a href="http://www.adc.com">www.adc.com</a>
CC	Hubbell Xcelerator™ Keystone Series	<a href="http://www.hubbell.com">www.hubbell.com</a>
DD	Blank (no coupler/jack)	
EE	Ortronics TracJack Series	<a href="http://www.ortronics.com">www.ortronics.com</a>
FF	Panduit Mini-Com Series	<a href="http://www.panduit.com">www.panduit.com</a>
GG	Microphone jack/3-pin XLR, solder type only	
HH	Video Monitor jack/DB-15, panel mount solder style	

**Data plate for EC1, EC2 & EC14 provided with units and adapter kits.**

