

Kendall



The Kendall guest chair, available with numerous back and arm options, offers distinctive choices in contract design. The five styles of shaped backs and thick padded foam seats provide ultimate user comfort and support. Hardwood frames ensure a smooth finish for long term durability and years of performance.

GUEST

Finish Options

Cherry

- CC Classic Cherry
- VC Vintage Cherry
- NC Natural Cherry
- LC Light Cherry
- EC Ember Cherry

Mahogany

- MM Medium Mahogany
- WM Windsor Mahogany

Maple

- NM Natural Maple
- CM Caramel Maple

Walnut







- TW Traditional Walnut
- RW Royal Walnut
- DW Dark Walnut
- VW Vintage Walnut

Specifications

- Wood Species: kiln dried Beech
- Seat has 1 1/2" polyurethane padding.
- Back has 1" polyurethane padding.
- Constructed with mortise and tenon joints, corner blocks, glue and screws

To order, specify:

1. Model number
2. Finish
3. Fabric pattern name and color
4. Optional FRONT LEG casters (add \$37 list) - **NOT** available on KE6551D and KE6561C

Model	Description	Dimensions	List Price																
KE6551D 	Side Chair • upholstered seat • upholstered back • metal glides • casters NOT available	width 22 3/4 depth 23 1/2 height 33 seat width 19 1/4 seat depth 18 seat height 19 arm height 26 1/2 COM yardage 1 COL (sq. ft.) 22 ctn. weight 30 lbs. cubic feet 15	<table border="1"> <thead> <tr> <th>B/COM</th> <th>C</th> <th>D/COL</th> <th>E</th> <th>F</th> <th>G</th> <th>L</th> <th>M</th> </tr> </thead> <tbody> <tr> <td>\$701</td> <td>715</td> <td>736</td> <td>764</td> <td>794</td> <td>827</td> <td>869</td> <td>911</td> </tr> </tbody> </table>	B/COM	C	D/COL	E	F	G	L	M	\$701	715	736	764	794	827	869	911
			B/COM	C	D/COL	E	F	G	L	M									
\$701	715	736	764	794	827	869	911												
<p>QUICKSHIP Specify model number QKE6551D</p> <p> Available on GSA contract</p>																			
KE6561C 	Side Chair • upholstered seat • wood fan back • metal glides • casters NOT available	width 22 3/4 depth 23 1/2 height 33 seat width 19 1/4 seat depth 18 1/2 seat height 19 arm height 26 1/2 COM yardage 3/4 COL (sq. ft.) 9 ctn. weight 30 lbs. cubic feet 15	<table border="1"> <thead> <tr> <th>B/COM</th> <th>C</th> <th>D/COL</th> <th>E</th> <th>F</th> <th>G</th> <th>L</th> <th>M</th> </tr> </thead> <tbody> <tr> <td>\$637</td> <td>647</td> <td>663</td> <td>684</td> <td>707</td> <td>732</td> <td>763</td> <td>794</td> </tr> </tbody> </table>	B/COM	C	D/COL	E	F	G	L	M	\$637	647	663	684	707	732	763	794
			B/COM	C	D/COL	E	F	G	L	M									
\$637	647	663	684	707	732	763	794												
<p>QUICKSHIP Specify model number QKE6561C</p> <p> Available on GSA contract</p>																			
KE6571C 	Side Chair • upholstered seat • vertical slat back/square detail • metal glides • optional casters available for FRONT LEGS ONLY , please specify when ordering and add \$37	width 22 1/4 depth 22 1/2 height 33 1/4 seat width 19 1/4 seat depth 18 1/2 seat height 19 arm height 26 1/2 COM yardage 3/4 COL (sq. ft.) 9 ctn. weight 30 lbs. cubic feet 15	<table border="1"> <thead> <tr> <th>B/COM</th> <th>C</th> <th>D/COL</th> <th>E</th> <th>F</th> <th>G</th> <th>L</th> <th>M</th> </tr> </thead> <tbody> <tr> <td>\$637</td> <td>647</td> <td>663</td> <td>684</td> <td>707</td> <td>732</td> <td>763</td> <td>794</td> </tr> </tbody> </table>	B/COM	C	D/COL	E	F	G	L	M	\$637	647	663	684	707	732	763	794
			B/COM	C	D/COL	E	F	G	L	M									
\$637	647	663	684	707	732	763	794												
<p>QUICKSHIP Specify model number QKE6571C</p> <p> Available on GSA contract</p>																			

Kendall

Finish Options

Cherry

- CC Classic Cherry
- VC Vintage Cherry
- NC Natural Cherry
- LC Light Cherry
- EC Ember Cherry

Mahogany

- MM Medium Mahogany
- WM Windsor Mahogany
- Maple**
- NM Natural Maple
- CM Caramel Maple

Walnut



- TW Traditional Walnut
- RW Royal Walnut
- DW Dark Walnut
- VW Vintage Walnut



Specifications



- Wood Species: kiln dried Beech
- Seat has 1 1/2" polyurethane padding.
- Back has 1" polyurethane padding.
- Constructed with mortise and tenon joints, corner blocks, glue and screws

To order, specify:

1. Model number
2. Finish
3. Fabric pattern name and color
4. Optional FRONT LEG casters (add \$37 list)

Model	Description	Dimensions	List Price
KE6581C 	Side Chair • upholstered seat • horizontal slats • metal glides • optional casters available for FRONT LEGS ONLY , please specify when ordering and add \$37	width 22 3/4 depth 22 1/2 height 33 seat width 19 3/4 seat depth 19 seat height 19 arm height 28 COM yardage 3/4 COL (sq. ft.) 9 ctn. weight 30 lbs. cubic feet 15	B/COM C D/COL E F G L M \$637 647 663 684 707 732 763 794
			QUICKSHIP Specify model number QKE6581C  Available on GSA contract

KE6581D 	Side Chair • upholstered seat • upholstered back • exposed horizontal slat back-side • metal glides • optional casters available for FRONT LEGS ONLY , please specify when ordering and add \$37	width 22 3/4 depth 22 1/2 height 33 seat width 19 3/4 seat depth 19 seat height 19 arm height 28 COM yardage 1 COL (sq. ft.) 22 ctn. weight 30 lbs. cubic feet 15	B/COM C D/COL E F G L M \$701 715 736 764 794 827 869 911
			QUICKSHIP Specify model number QKE6581D  Available on GSA contract

KE6591C 	Side Chair • upholstered seat • wood waffle back • metal glides • optional casters available for FRONT LEGS ONLY , please specify when ordering and add \$37	width 22 3/4 depth 22 1/2 height 33 seat width 19 3/4 seat depth 19 seat height 19 arm height 28 COM yardage 3/4 COL (sq. ft.) 9 ctn. weight 30 lbs. cubic feet 15	B/COM C D/COL E F G L M \$637 647 663 684 707 732 763 794
			QUICKSHIP Specify model number QKE6591C  Available on GSA contract

GUEST